
 California ISO RC West	Reliability Coordinator Procedure	Procedure No.	RC0330
		Version No.	3.4
		Effective Date	6/01/25
Coordination with Neighboring Reliability Coordinators		Distribution Restriction: None	

Table of Contents

Purpose.....	2
1. Responsibilities.....	2
2. Scope/Applicability.....	2
3. Procedure Detail.....	2
3.1. Agreements with Neighboring RCs.....	2
3.2. Outage Coordination.....	2
3.3. Voltage Control.....	3
3.4. Mitigating System Emergencies.....	4
3.4.1. Energy and Capacity Emergencies.....	5
3.4.2. SOL and IROL Exceedances that Impact Neighboring RCs.....	5
3.4.3. Other Transmission Emergencies.....	6
3.4.4. Frequency Excursions.....	7
3.5. Other Required Notifications.....	7
3.6. Plan Review and Distribution.....	8
4. Supporting Information.....	8
Operationally Affected Parties.....	8
References.....	8
Definitions.....	9
Version History.....	10
5. Periodic Review Procedure.....	11
Review Criteria & Incorporation of Changes.....	11
Frequency.....	11
Appendix.....	11

 California ISO	RC West	Reliability Coordinator Procedure	Procedure No.	RC0330
			Version No.	3.4
			Effective Date	6/01/25
Coordination with Neighboring Reliability Coordinators			Distribution Restriction: None	

Purpose

Provide guidelines for communicating and coordinating operations with neighboring Reliability Coordinators to ensure the reliability of the WECC Interconnection.

1. Responsibilities

- Reliability Coordinator (RC) Operator
- CAISO Procedure Control

2. Scope/Applicability

Addresses RC Operator Communications with neighboring RCs. Communications with neighboring RCs will follow all communication protocols described in [Operating Procedure RC0110 Communication Protocols](#) up to and including “Three-Part Communication”. Complete RC Operator actions involving System Emergencies, Energy and Capacity Emergencies, and Transmission Emergencies are described in [Operating Procedure RC0410 System Emergencies](#). Full mitigating actions for SOLs and IROLs are described in [Operating Procedure RC0310 Mitigating SOL and IROL Exceedances](#). Full mitigating actions for frequency excursions are described in [Operating Procedure RC0210 Monitoring Frequency and Balancing Authority Performance](#).


3. Procedure Detail

3.1. Agreements with Neighboring RCs

RC West and other Reliability Coordinators operating in the WECC Interconnection have a shared responsibility to maintain system reliability in the WECC Interconnection. Operating agreements are in place to facilitate communication, notification, exchange of information, and coordination of actions. Preferred communication will be via phone and the Grid Messaging System (GMS), but may also be done via messaging systems, Reliability Coordinator Information System (RCIS), Email, NERC Hotline, or satellite phones. For a list of ties with neighboring RCs, refer to [Operating Procedure RC0330A List of Ties with Neighboring RCs](#).

3.2. Outage Coordination

The RC West will ensure notification and coordination with neighboring RCs for scheduled and forced outages (including RAS outages) impacting each other’s RC’s area. Each RC should analyze those outages to determine the reliability effects on their own RC Area and should discuss any potential impacts. While RCs do not have the authority to cancel each other’s outage, except for Tie Line Facilities interconnecting the two RC Areas, the RCs should work together to resolve any identified

 California ISO RC West	Reliability Coordinator Procedure	Procedure No.	RC0330
		Version No.	3.4
		Effective Date	6/01/25
Coordination with Neighboring Reliability Coordinators		Distribution Restriction: None	

outage conflicts. This may include providing remedial steps to be taken in advance of the outage or the possibility of rescheduling. Consideration should be given to submittal times and criticality.


Reliability Coordinator Actions
<ul style="list-style-type: none"> • Review next-day scheduled outages with neighboring RCs during the nightly review process for outages affecting each other's RC Area. <ul style="list-style-type: none"> ○ Notify neighboring RCs of any planned outages of facilities affecting shared interties. ○ Notify neighboring RCs of any planned transmission, generation, communication, or RAS outages affecting their area. ○ Ensure planned outages of neighboring RCs that affect the RC West Area are included in RC West Operational Planning Analysis and coordinated Operating Plan for the next day. ○ Discuss and resolve any identified outage conflicts with neighboring RCs, according to their individual RC Coordination Agreements. • Notify neighboring RCs of forced outages (including RAS outages) that affect shared facilities or neighboring RC Areas. Notification should be made as soon as practical, and without delay. • Notify neighboring RCs of any planned or forced outage schedule changes (both before and after work has started) that may affect neighboring RC Areas. • Upon receiving notification from neighboring RC of an outage affecting BA(s)/TOP(s) within the RC West Area: <ul style="list-style-type: none"> ○ Notify affected BAs and TOPs within the RC West Area. ○ Ensure neighboring RC forced outages are included in Real-Time Assessments.

3.3. Voltage Control

The RC West will ensure notification and coordination of actions that may impact adjacent RC Areas for voltage control, including coordination of reactive resources.¹

Reliability Coordinator Actions
<ul style="list-style-type: none"> • Maintain situational awareness of system voltages and reactive reserves. • Ensure RC West Area voltages are operating within established voltage limits. • Notify neighboring RCs of declining voltages or excessive reactive flows and mitigation plan. <ul style="list-style-type: none"> ○ If necessary, coordinate the switching of voltage support equipment, to ensure that the RC West Area is not adversely affecting neighboring RC Areas.

¹ IRO-014-3 R1. 1.3.

 California ISO RC West	Reliability Coordinator Procedure	Procedure No.	RC0330
		Version No.	3.4
		Effective Date	6/01/25
Coordination with Neighboring Reliability Coordinators		Distribution Restriction: None	

Reliability Coordinator Actions
<ul style="list-style-type: none"> • Log all communication and actions taken to mitigate voltage issues between RC Areas.

3.4. Mitigating System Emergencies

The RC West Operator should coordinate with neighboring RCs to resolve System Emergencies that could impact each other's RC Area. Communications with neighboring RCs while mitigating system emergencies will follow communication protocols described in Operating Procedure [RC0110 Communication Protocols](#), up to and including using "Three-Part Communication". The following actions taken to mitigate System Emergencies pertain to coordination with neighboring RCs (for full list of mitigating actions, see Operating Procedure [RC0410 System Emergencies](#)).

Reliability Coordinator Actions
<ul style="list-style-type: none"> • Notify affected neighboring RCs upon identification of an expected or actual Emergency in the RC West Area.² This may be done via phone, conference call, GMS, or RCIS, depending on the nature and potential impact to neighboring RCs. Make this notification without delay and <u>within 30 minutes</u> of the identification of the Emergency. • Notify BA(s)/TOP(s) in RC Area via phone or the Grid Messaging System (GMS) upon notification that a neighboring RC is experiencing a System Emergency and requests help from the RC West Area. <ul style="list-style-type: none"> ○ Request contact from BA or TOP if they are able to provide assistance. ○ Coordinate assistance with RC Area BA(s)/TOP(s) and neighboring RCs. • Operate as though the emergency exists during each instance where RCs disagree on the existence of an emergency.³ • Develop a plan to resolve Emergencies in the RC West Area upon identifying any Emergency, even during instances where there is disagreement between the RC West and impacted RCs on the existence of an Emergency.⁴ (See Operating Procedures RC0410 System Emergencies and RC0310 Mitigating SOL and IROL Exceedances). • Implement the action plan developed by the RC that identified the Emergency during instances where there is disagreement on the existence of an Emergency, unless such actions would violate safety, equipment, regulatory, or statutory requirements.⁵ • Assist neighboring RCs, if requested and able, provided that the requesting RC has implemented its Emergency procedures, unless such actions cannot be physically implemented or would violate safety, equipment, regulatory, or statutory requirements.⁶ • Work with neighboring RCs to resolve System Emergencies.


² IRO-014-3 R3

³ IRO-014-3 R4

⁴ IRO-014-3 R5

⁵ IRO-014-3 R6

⁶ IRO-014-3 R7

 California ISO RC West	Reliability Coordinator Procedure	Procedure No.	RC0330
		Version No.	3.4
		Effective Date	6/01/25
Coordination with Neighboring Reliability Coordinators		Distribution Restriction: None	

Reliability Coordinator Actions
<ul style="list-style-type: none"> • Implement the most conservative course of action if a mutually agreed upon course of action <u>cannot</u> be developed. • Log all communications and actions taken to mitigate System Emergencies between RC Areas.

3.4.1. Energy and Capacity Emergencies

RC West shall work with neighboring RCs to assist in the arrangement of Emergency Assistance for BAs within each RC Area that are experiencing Energy or Capacity Emergencies.

Reliability Coordinator Actions
<ul style="list-style-type: none"> • Notify neighboring RCs via RCIS and GMS upon declaring an Energy Emergency Alert (EEA) for a BA in the RC West Area. <ul style="list-style-type: none"> ○ Discuss situation with neighboring RCs <u>and request</u> that they notify their RC Area BAs, which are able to provide Emergency Assistance to contact the energy-deficient BA. Make this notification without delay, and <u>within 30 minutes</u> of the identification of the Emergency. • Monitor RCIS and GMS for notification of EEAs in neighboring RC Areas. • Upon request of neighboring RC, notify RC West Area BAs (via GMS) that any BA that can provide Emergency Assistance should contact the energy-deficient BA to provide assistance. • Log all communications and actions performed to mitigate Energy and Capacity Emergencies between the RC West Area and neighboring RC Areas.

3.4.2. SOL and IROL Exceedances that Impact Neighboring RCs


RC West will work with neighboring RCs to keep all affected entities informed of all System Operating Limit (SOL) and Interconnection Reliability Operating Limit (IROL) exceedances that impact each other's RC Areas, and when necessary, coordinate in their mitigation.

Reliability Coordinator Actions
<ul style="list-style-type: none"> • Maintain awareness of all Interchange with neighboring RC Areas that could develop into an SOL or IROL exceedance. • Monitor RC West Area for approaching SOL and IROL exceedances that may affect neighboring RC Areas.⁷

⁷ In monitoring transmission facilities both in pre-and post-contingency monitoring, the RC West's Real-Time Contingency Analysis (RTCA) simulates all internal single and credible multiple contingency, as well as the external contingencies documented in RC West Operating Procedure [RC0330B Contingency Monitored for Neighboring RC Area](#).

This document is controlled when viewed electronically.

When downloaded or printed, this document becomes UNCONTROLLED.

 California ISO RC West	Reliability Coordinator Procedure	Procedure No.	RC0330
		Version No.	3.4
		Effective Date	6/01/25
Coordination with Neighboring Reliability Coordinators		Distribution Restriction: None	


Reliability Coordinator Actions
<ul style="list-style-type: none"> • Notify neighboring RCs immediately if Real-time Assessment shows that a neighboring RC Area's Facilities are contributing to an SOL or IROL exceedance in the RC West Area. • Notify neighboring RCs immediately if Real-time Assessment shows that RC West Area's Facilities are contributing to an SOL or IROL exceedance in the neighboring RC Area. • Notify neighboring RCs as soon as practical, and without delay, upon exceeding an IROL. <ul style="list-style-type: none"> ○ If necessary, coordinate with neighboring RCs to resolve IROLs so that the magnitude and duration of an IROL exceedance is mitigated within the IROL's T_v, based on the Real-time Assessment⁸ (see Operating Procedure RC0310 Mitigating SOL and IROL Exceedances and appropriate Operating Guides). • Assist neighboring RCs to alleviate SOL exceedances in the neighboring RCs Area when requested by the neighboring RC. • Operate to the more conservative limits during instances when there is a disagreement between the RC West and neighboring RC. • Operate per operating plan/mitigation of the RC who is experiencing an emergency when there is a disagreement between the RC West and a neighboring RC. • Log all communications and actions taken between the RC West and a neighboring RC to mitigate SOL and IROL exceedances between each other's RC Areas.

3.4.3. Other Transmission Emergencies

Other Transmission Emergencies can develop within the RC West Area or neighboring RC Area. RC West should work with neighboring RCs by making timely notifications, requesting assistance if needed, and offering assistance if requested.

Reliability Coordinator Actions
<ul style="list-style-type: none"> • Notify neighboring RCs of any declaration of a Transmission Emergency by an RC West Area TOP. Make this notification immediately, and <u>within 30 minutes</u> of the identification of the Emergency. <ul style="list-style-type: none"> ○ Request assistance if it can be provided by entities within the neighboring RC Area. • Notify RC West Area entities via GMS upon request for assistance from a neighboring RC Area. • If an RC Area BA or TOP is able to provide assistance, coordinate assistance between the RC West Area BA/TOP and the neighboring RC Area.

⁸ IRO-009-2 R3

 California ISO RC West	Reliability Coordinator Procedure	Procedure No.	RC0330
		Version No.	3.4
		Effective Date	6/01/25
Coordination with Neighboring Reliability Coordinators		Distribution Restriction: None	

3.4.4. Frequency Excursions


Frequency excursions affecting the Western Interconnection can originate in different RC Areas, but because of limited visibility, their origin might not be easily identified. Due to the potential severity of a frequency excursion, it is critical that once their origin is identified, that information is disseminated to all RCs in the area as quickly as possible.

Reliability Coordinator Actions
<ul style="list-style-type: none"> • Notify neighboring RCs as soon as practical, and without delay via GMS of any frequency excursion outside of Frequency Trigger Limits (FTL) caused by BAs in the RC West Area. <ul style="list-style-type: none"> ○ Include the time of the event and a general cause (e.g., loss of resource, system-wide over-generation). ○ Do <u>not</u> be specific as to which resource or BA. <ul style="list-style-type: none"> ▪ FTL High: 60.068 Hz ▪ FTL Low: 59.932 Hz • Update affected RCs of BA mitigation plan and progress after discussion with the responsible BA(s) in the RC West Area. • See Operating Procedure RC0210 Monitoring Frequency and Balancing Authority Performance for a full list of mitigation actions. • Notify and coordinate with neighboring RCs, if it is determined that the cause of the frequency excursion is outside of the RC West Area.

3.5. Other Required Notifications

RC West shall notify neighboring RCs of other events that may impact the neighboring RC Areas.

Reliability Coordinator Actions
<ul style="list-style-type: none"> • Notify neighboring RCs of any of the following events that may affect their RC Area: <ul style="list-style-type: none"> ○ Suspected sabotage ○ Extreme Weather ○ Geomagnetic Disturbance issues ○ Data Exchange ○ Loss of Communications and/or Tools ○ Facility Evacuation ○ Coordinating Restoration ○ Arming or degradation of Remedial Action Schemes (RAS) ○ Coordination of information exchange to support reliability assessments

 California ISO RC West	Reliability Coordinator Procedure	Procedure No.	RC0330
		Version No.	3.4
		Effective Date	6/01/25
Coordination with Neighboring Reliability Coordinators		Distribution Restriction: None	

Reliability Coordinator Actions
<ul style="list-style-type: none"> ○ Real-time Assessments that show a neighboring RC's Facilities are contributing to or impacted by a reliability issue within the RC West Area (and when mitigated) ○ Any other event that, in the judgment of the RC West, could impact a neighboring RC

3.6. Plan Review and Distribution

Each RC shall maintain its Operating Procedures for activities that require notification or coordination of actions that may impact adjacent RC Areas.⁹

Procedure Control
<ul style="list-style-type: none"> • Review and update annually with <u>no more</u> than 15 months between reviews. • Obtain written agreement from all RCs required to take actions. • Distribute to all RCs that are required to take indicated action(s) within 30 days of an update.

4. Supporting Information


Operationally Affected Parties

Shared with the Public, and additionally with AESO, BCRC and SPP RC.

References

NERC Requirements	COM-002-4; EOP-011-4; IRO-009-2 R3; IRO-014-3 R1- R7.
BATOP Operating Procedure	
Operating Procedures	RC0110 Communications Protocols RC0140 Guidelines for Sending Messages Across RC Seams RC0210 Monitoring Frequency and Balancing Authority Performance RC0310 Mitigating SOL and IROL Exceedances RC0410 System Emergencies


⁹ IRO-14-3 R2

	Reliability Coordinator Procedure	Procedure No.	RC0330
		Version No.	3.4
		Effective Date	6/01/25
Coordination with Neighboring Reliability Coordinators		Distribution Restriction: None	

Definitions

The following terms capitalized in this Operating Procedure when used are defined below:


Term	Description
Interconnection	A geographic area in which the operation of Bulk Power System components is synchronized, such that the failure of one or more of such components may adversely affect the ability of the operators of other components within the system, to maintain Reliable Operation of the Facilities within their control. When capitalized, any one of the four major electric system networks in North America: Eastern, Western, ERCOT and Quebec.
Remedial Action Schemes (RAS)	A scheme designed to detect predetermined System conditions and automatically take corrective actions that may include, but are not limited to, adjusting or tripping generation (MW and Mvar), tripping load, or reconfiguring a System(s).
System Operator on mitigating System Operating Limit (SOL)	<p>The value (such as MW, Mvar, amperes, frequency or volts) that satisfies the most limiting of the prescribed operating criteria for a specified system configuration to ensure operation within acceptable reliability criteria. System Operating Limits are based upon certain operating criteria. These include, but are not limited to:</p> <ul style="list-style-type: none"> • Facility Ratings (applicable pre- and post-Contingency Equipment Ratings or Facility Ratings) • Transient stability ratings (applicable pre- and post-Contingency stability limits) • Voltage stability ratings (applicable pre- and post-Contingency voltage stability) • System voltage limits (applicable pre- and post-Contingency voltage limits)
Interconnection Reliability Operating Limit (IROL)	A System Operating Limit that, if violated, could lead to instability, uncontrolled separation, or Cascading outages that adversely impact the reliability of the Bulk Electric System.
Reliability Coordinator (RC) Area	The collection of generation, transmission, and loads within the boundaries of the Reliability Coordinator. Its boundary coincides with one or more Balancing Authority Areas.

 California ISO RC West	Reliability Coordinator Procedure	Procedure No.	RC0330
		Version No.	3.4
		Effective Date	6/01/25
Coordination with Neighboring Reliability Coordinators		Distribution Restriction: None	

Term	Description
Emergency	Any abnormal system condition that requires automatic or immediate manual action to prevent or limit the failure of transmission facilities or generation supply that could adversely affect the reliability of the Bulk Electric System.
Real-time Assessment	An evaluation of system conditions using Real-time data to assess existing (pre-Contingency) and potential (post-Contingency) operating conditions. The assessment shall reflect applicable inputs including, but not limited to: load, generation output levels, known Protection System and Special Protection System status or degradation, Transmission outages, generator outages, Interchange, Facility Ratings, and identified phase angle and equipment limitations. (Real-time Assessment may be provided through internal systems or through third-party services.)

Version History

Version	Change Description	Date
1.2	Updated to incorporate Peak-CAISO RC Coordination Agreement. Corrected other minor errors.	4/19/19
2.0	Annual Review: Replaced CAISO RC with RC West and updated to RC West logo. Sections 3.1, 3.4, 3.4.1 & 3.4.4: Updated preferred communications methods from RCIS to GMS. Section 3.4.3: Minor update to first bullet. Other References Section: added reference to RC0140. Minor format and grammar updates.	6/24/20
2.1	Added a footnote and a new bullet item to Section 3.4.2.	7/01/20
3.0	Annual Review: Section 3.4: Minor update to RC West procedure references. Section 4: Updated Operationally Affected Parties and NERC Requirements. Appendix Section: Added new RC0330C procedure. Minor format and grammar updates.	4/01/21
3.1	Annual Review: Updated procedure references where appropriate. Minor format and grammar updates.	4/01/22
3.2	Annual Review: Minor formatting and punctuation edits. References: Updated EOP-011 reference due to standard update.	4/20/23
3.3	Annual Review: Minor formatting and punctuation edits only.	5/30/24
3.4	Annual Review: Minor formatting and grammar edits for consistency. Updated NERC EOP-011 version in References section. Removed history prior to five years.	6/01/25

 California ISO RC West	Reliability Coordinator Procedure	Procedure No.	RC0330
		Version No.	3.4
		Effective Date	6/01/25
Coordination with Neighboring Reliability Coordinators		Distribution Restriction: None	

5. Periodic Review Procedure

Review Criteria & Incorporation of Changes

There are no specific review criteria identified for this document.

Frequency

Review at least once every fifteen months.¹⁰

Appendix

RC0330A List of Ties with Neighboring RCs

RC0330B Contingency Monitored for Neighboring RC Area

RC0330C SPP-RC West Pseudo-Tie Arrangement for Grady Wind Generation

¹⁰ IRO-014-3 R2.1